

## AFFIDAVIT

I, Karrie Crownover, Treasurer, CIO, in and for the County of Burnet, State of Texas, do present the foregoing Monthly Report to be a true and correct statement, to the best of my knowledge, of all accounts under the control of the Burnet County Treasurer for June, 2025. Any reconciling items not available to me at time of commissioners court meeting will be noted on the next month's report.

  
Karrie Crownover, Treasurer

Beginning Cash	\$79,538,795.25	
and Investments Balance		
Cash Receipts	\$4,182,528.89	
Allocated Int Earned	\$41,385.06	<b>Combined Int \$280,607.23</b>
Interest Earned	\$239,222.17	
Cash Disbursements	-\$5,480,056.35	
Net Change	-\$1,297,527.46	
Month Ending Cash		
and Investments Balance	\$78,480,489.96	


For County purposes all contributions are hereby accepted LGC {81.302}


June 2025 contributions received:


**Reserve Donations received; VetRides \$2,327.55**

Commissioners' Court having reviewed the Treasurer's Report as presented, having taken reasonable steps to ensure its accuracy, and based upon presentations of the Treasurer's Office, approve the report, subject to the independent auditor's review and request that it be filed with the official minutes of this meeting. {LGC 114.026(c)}  
On this 29TH day of July, 2025.


In addition, the below signatures affirm that the Treasurers' Report complies with statutes as referenced. {LGC 114.026(d)}

  
Bryan Wilson, County Judge

  
Jim Luther Jr., Commissioner Pct. 1

  
Chad Collier, Commissioner Pct. 3

  
Damon Beierle, Commissioner Pct. 2

  
Joe Don Dockery, Commissioner Pct. 4

ATTEST:

  
Vicinta Stafford, County Clerk

  
Kelley Glaeser, Interim County Auditor

\*NOTE: For a complete copy of the monthly report contact the Burnet County Treasurer's office at 512-756-5497

## TOTAL CASH AND INVESTMENTS JUNE 2025

Fund		Beg Balance	adjusted prev mo	Receipts	Disbursements	Interest	End Balance
<b>HCNB</b>							
050-1030-5000	APCA	\$505,693.34		\$4,956,704.27	-\$4,957,315.21	\$6,122.91	\$505,082.40
	DA-SZ	\$110,321.71		\$1,917.51	-\$9,844.25	\$361.51	\$102,394.97
	BOND	\$114,678.00		\$15,500.00	-\$16,500.00	\$0.00	\$113,678.00
	JP CASH BOND ACCT	\$750.00		\$1,000.00	\$0.00	\$0.00	\$1,750.00
	HISTORICAL COMM	\$0.00		\$0.00	\$0.00	\$0.00	\$0.00
	JCA-Jury Clearing Acct	\$5.51	-\$5.51	\$7,932.44	-\$7,600.00	\$12.44	\$332.44
050-1030-1000	GEN POOLED CASH	\$11,306,154.53	-\$12,440.42	\$5,442,831.84	-\$5,200,501.16	\$34,115.54	\$11,536,044.79
	<i>FUNDS DETAIL EXHIBIT 'A'</i>						
	County Clerk Clearing Acct	\$47,492.99		\$49,933.15	-\$47,492.99	\$199.05	\$49,933.15
	District Clerk Clearing Acct	\$43,791.48		\$24,049.87	-\$43,791.48	\$149.37	\$24,049.87
	JP1 Clearing Acct	\$9,264.06		\$14,432.53	-\$9,264.06	\$45.30	\$14,432.53
	JP2 Clearing Acct	\$31,732.66		\$35,166.19	-\$31,732.66	\$139.33	\$35,166.19
	JP3 Clearing Acct	\$7,714.35		\$12,888.86	-\$7,714.35	\$40.52	\$12,888.86
	JP4 Clearing Acct	\$23,596.68		\$23,427.99	-\$23,596.68	\$100.26	\$23,427.99
	Treasurer Clearing Acct	\$27,585.82		\$22,427.38	-\$27,585.82	\$98.83	\$22,427.38
	<b>TOTAL CASH</b>	<b>\$12,228,781.13</b>	<b>-\$12,445.93</b>	<b>\$10,608,212.03</b>	<b>-\$10,382,938.66</b>	<b>\$41,385.06</b>	<b>\$12,441,608.57</b>
<b>C.D. Investments</b>							
All In FCU	CD-Gen Pooled Cash	\$248,741.96		\$0.00	-\$821.46	\$794.96	\$248,715.46
Preferred BK	CD-Gen Pooled Cash	\$0.00		\$245,000.00	\$0.00	\$0.00	\$245,000.00
Ally Bk Sandy L	CD-Gen Pooled Cash	\$246,100.82		\$0.00	\$0.00	\$825.62	\$246,926.44
Highmark FCU	CD-Gen Pooled Cash	\$245,195.33		\$0.00	-\$1,009.20	\$976.64	\$245,162.77
MI Bk Bloomfle	CD-Gen Pooled Cash	\$248,527.93		\$0.00	-\$779.33	\$754.19	\$248,502.79
First Freedom B	CD-Gen Pooled Cash	\$245,031.55		\$0.00	-\$946.44	\$946.44	\$245,031.55
Old National Bk	CD-Gen Pooled Cash	\$247,053.97		\$0.00	\$0.00	\$855.82	\$247,909.79
US Bank NA	CD-Gen Pooled Cash	\$246,261.92		\$0.00	\$0.00	\$805.48	\$247,067.40
Morton Commu	CD-Gen Pooled Cash	\$248,684.89		\$0.00	-\$758.27	\$733.81	\$248,660.43
Wells Fargo BK	CD-Gen Pooled Cash	\$245,380.25		\$0.00	-\$1,071.62	\$1,037.05	\$245,345.68
First Natl Bk Lo	CD-Gen Pooled Cash	\$250,853.70		\$0.00	\$0.00	\$815.34	\$251,669.04
Flagstar Bk Nat	CD-Gen Pooled Cash	\$248,007.46		\$0.00	-\$248,180.30	\$172.84	\$0.00
Peoples Saving	CD-Gen Pooled Cash	\$245,863.88		\$0.00	-\$1,030.01	\$996.78	\$245,830.65
Peoples SEC B	CD-Gen Pooled Cash	\$247,053.97		\$0.00	\$0.00	\$855.82	\$247,909.79
Legacy Bank &	CD-Gen Pooled Cash	\$248,684.89		\$0.00	-\$758.27	\$733.81	\$248,660.43
<b>Treasury</b>							
		<b>\$3,461,442.52</b>		<b>\$245,000.00</b>	<b>-\$255,354.90</b>	<b>\$11,304.60</b>	<b>\$3,462,392.22</b>
<b>TEXPOOL</b>							
	PRESERVATION	\$1,106.76		\$0.00	\$0.00	\$3.90	\$1,110.66
	RECORDS ARCHIVES	\$68,697.64		\$0.00	\$0.00	\$242.66	\$68,940.30
	ROAD & BRIDGE	\$1,267,939.67		\$0.00	\$0.00	\$4,478.07	\$1,272,417.74
	HOTEL/MOTEL	\$749.54		\$0.00	\$0.00	\$2.70	\$752.24
	DEBT SERVICE	\$1,266,844.91		\$0.00	\$0.00	\$4,474.24	\$1,271,319.15
	<b>TOTAL TEXPOOL</b>	<b>\$2,605,338.52</b>		<b>\$0.00</b>	<b>\$0.00</b>	<b>\$9,201.57</b>	<b>\$2,614,540.09</b>
<b>LOGIC</b>							
	HOTEL/MOTEL	\$1,283,371.16		\$0.00	\$0.00	\$4,652.00	\$1,288,023.16
	RECORDS ARCHIVES	\$70,506.90		\$0.00	\$0.00	\$255.57	\$70,762.47
	ROAD & BRIDGE	\$3,843,578.72		\$0.00	\$0.00	\$13,932.28	\$3,857,511.00
	GENERAL	\$16,631,254.38		\$0.00	\$0.00	\$60,285.30	\$16,691,539.68
	DEBT SERVICE	\$1,070,467.04		\$0.00	\$0.00	\$3,880.24	\$1,074,347.28
	TN2024	\$4,952,394.03		\$0.00	-\$1,500,000.00	\$14,687.40	\$3,467,081.43
	<b>TOTAL LOGIC</b>	<b>\$27,851,572.23</b>		<b>\$0.00</b>	<b>-\$1,500,000.00</b>	<b>\$97,692.79</b>	<b>\$26,449,265.02</b>
<b>TXCLASS</b>							
	TN2020	\$1,747,418.28		\$0.00	\$0.00	\$6,333.27	\$1,753,751.55
	ROAD & BRIDGE	\$1,912,003.89		\$0.00	\$0.00	\$6,929.77	\$1,918,933.66
	GENERAL	\$16,689,928.96		\$0.00	\$0.00	\$60,490.22	\$16,750,419.18
	TN2022	\$1,757,877.07		\$0.00	\$0.00	\$6,371.18	\$1,764,248.25
	DEBT SERVICE	\$721,857.24		\$0.00	\$0.00	\$2,616.26	\$724,473.50
	REST/DEDICATED FUND	\$7,727,883.66		\$0.00	\$0.00	\$28,008.60	\$7,755,892.26
	TN2023	\$2,834,691.75		\$0.00	\$0.00	\$10,273.91	\$2,844,965.66
	<b>TOTAL TXCLASS</b>	<b>\$33,391,660.85</b>		<b>\$0.00</b>	<b>\$0.00</b>	<b>\$121,023.21</b>	<b>\$33,512,684.06</b>
	<b>TOTAL INVESTMENTS</b>	<b>\$67,310,014.12</b>	<b>\$0.00</b>	<b>\$245,000.00</b>	<b>-\$1,755,354.90</b>	<b>\$239,222.17</b>	<b>\$66,038,881.39</b>
<b>TOTAL CASH</b>		<b>\$12,228,781.13</b>	<b>-\$12,445.93</b>	<b>\$10,608,212.03</b>	<b>-\$10,382,938.66</b>	<b>\$41,385.06</b>	<b>\$12,441,608.57</b>
<b>LESS FUND TRANSFERS</b>				<b>-\$5,147,882.31</b>	<b>\$5,147,882.31</b>		
<b>LESS INVEST TRANSFERS</b>				<b>-\$1,510,354.90</b>	<b>\$1,510,354.90</b>		
<b>INVESTMENTS</b>		<b>\$67,310,014.12</b>	<b>\$0.00</b>	<b>\$245,000.00</b>	<b>-\$1,755,354.90</b>	<b>\$239,222.17</b>	<b>\$66,038,881.39</b>
<b>TOTAL CASH &amp; INVESTMENTS</b>		<b>\$79,538,795.25</b>	<b>-\$12,445.93</b>	<b>\$4,194,974.82</b>	<b>-\$5,480,056.35</b>	<b>\$239,222.17</b>	<b>\$78,480,489.96</b>

% Rate for Month

6 Month T-Bill  
4.29%

TexPool  
4.30%

Logic  
4.41%

TX Class  
4.40%

HCNB  
4.07%